

The blues


This is a short description how to make the quilt 'the blues'.





You need all the blues, from very light (almost white) to very dark (almost black) and every shade in between.

This quilt is made of 64 blocks, 32 A-blocks and 32 B-blocks.
 Each block is made of 64 squares (1,5" without seam allowance).

Cut in total at least 4096 2" squares. Probably a lot more because you have too much light or too much dark fabric. You can use every blue scrap, the beauties and the uglies. Old, new, flowers, batiks, whimsical, childrens fabrics, really, use every blue scrap.





When you paint your house, you go to the construction market.
 There you can pick up swatches of different paint.
 Take all the blue ones and stick them on 6 cards. Divide them in 6 levels, from dark to light.
 Compare each 2"square to this cards and make 6 piles of fabric squares.



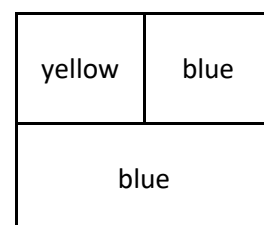
Pick the squares for the 32 A-blocks from the corresponding piles of fabric.


color	block A	block B
1	12x	11x
2	10x	12x
3	10x	9x
4	9x	10x
5	12x	10x
6	11x	12x



Pick the squares for the 32 B-blocks from the corresponding piles of fabric.

For the yellow: Divide each block in four quarters. Then, somewhere random in each quarter, pick one blue square and make a new one like the picture. Cut 1,25x1,25" yellow, 1,25x1,25" blue (use the right pile) and 1,25x2" blue (the same blue as the small square). Sew these together and use it as a 2" square. This way the yellow points are equally divided on your quilt.





At last, sew the blocks together, quilt and bind off.

I wish you lots of fun and would love to receive a picture.

© 2010 The blues Designer: Lies Bos-Varkevisser

Copyright:

It is allowed to make a copy for personal use.
This pattern, or parts of it, may not be copied for anything else besides personal use, including courses, without written authorisation of the designer.

This design may not be used to make items for sale without written authorisation by the designer.

Thank you for purchasing this pattern. I hope you will enjoy it.

For more information or more patterns contact me:

Lies Bos-Varkevisser
Lentzinckserve 28
7441 KE Nijverdal, The Netherlands
Tel. 0031.548223897
E-mail: lies@bos.re
Website: www.liesboshandwerk.nl